

Step1. 掃描右側 QR 碼進入網頁後，點選”Register”



Register

Step2. 進入註冊頁面後，按下圖填寫資料，姓名建議使用英文。

1 Ticket 2 Registration 3 Review 4 Confirmation

Cycle Around the Globe 2022

Saturday, 10 September 2022, 00:00 – 23:59

MY DETAILS

First Name:*

Last Name:*

Date Of Birth: *

是否要組隊或加入一個現有隊伍？(若無可跳)
CREATE OR JOIN A TEAM

Step3. 下半部繼續輸入基本資料後按”Continue”進入下一步。

1 Ticket 2 Registration 3 Review 4 Confirmation

MY CONTACT DETAILS

Email: *

Which country are you from?: *

I would like to raise (\$) *

Continue

Step4. 確認Email，確認無誤即可按下”Continue”

×

CONFIRM EMAIL

It looks like you might have entered your email address incorrectly.
Please check.
Email:*

Continue

Step5. 進入確認頁面，按下”Complete Your Registration”完成註冊。

1 Ticket 2 Registration 3 Review 4 Confirmation

Confirmation Page

Review your registration details

🛒 Items: 1

Cycle Around the Globe
2022 x1
Participant


Edit ✎ Remove ✕

Register Another Person Complete Your Registration

Step6. 完成註冊！請注意，往後登入的帳號是您的 Email，登入密碼則是 Order Number，同時系統會寄發一則確認信(包含 Order Number)到您的信箱。

You're registered!

We've emailed a full receipt and breakdown for **Order #3 0** to **@gmail.com.** 登入密碼
登入帳號



Start fundraising

In just 2-3 minutes your fundraising page for **International Association for Suicide Prevention** will be ready to share with friends, family and colleagues.

Continue

Step7. 點選右上方的”My dashboard”，輸入 Email 與 Order number 登入。

Access your participant dashboard

Please enter the email address you used to register for this event and the order number found on your registration email.

Email address:*


Order number:*

[Continue](#)

Step8. 點選”View fundraising page”，進入您的主頁面


My dashboard

Registrations

 Ticket type: **Sign up**
Event name: **Cycle Around the Globe 2022**

[Edit](#) [View fundraising page](#)

Step9. 主畫面右方，”Add offline donation”若有收到募資善款，可點選填入；”Edit target”可修改募資目標金額(同Step3 所填金額)；”Add an activity”可填入您騎單車所累積的哩程。



Step10. 點選”Add an activity”，”Activity type”選擇”Cycling”，填入時間，距離，以及花費時間，完成後點選”Save activity”，即可開始累積哩程（可累積哩程時間為 9/10 - 10/10）。

Activity type 活動類型

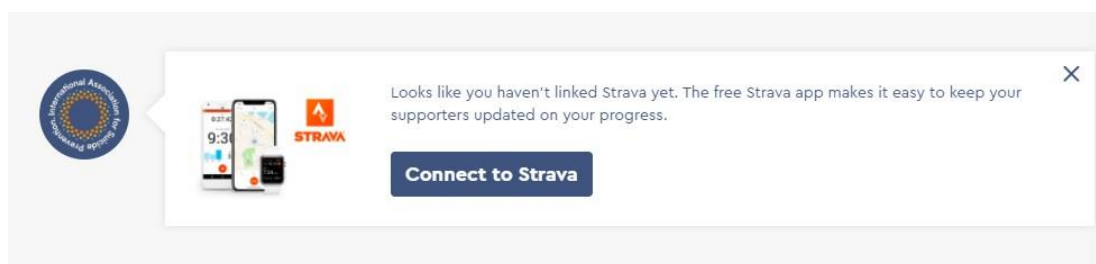
Date 日期

Time 時間

Distance 距離

Duration 所花費時間

Step11. 若有使用 App 來協助理程紀錄，亦可將兩者帳號連結，幫助紀錄。



The notification banner features the International Association of Professional Sportsmen logo on the left. The main text reads: "Looks like you haven't linked Strava yet. The free Strava app makes it easy to keep your supporters updated on your progress." To the left of the text is an image of a smartphone displaying a map and the Strava app logo. A blue button labeled "Connect to Strava" is positioned below the text. A close button (X) is located in the top right corner of the banner.